



# Agilent Technologies E6720A Annual Contract and Annual Contract Extension

## Quick Reference Guide



Congratulations on your decision to keep your Agilent Technologies 8960 Wireless Communications Test Set updated with the latest Lab Application software available.

This document helps you register a new E6720A Annual Contract (option 0xx) or add an Annual Contract Extension (option 2xx) onto an existing E6720A Annual Contract account.

If you are redeeming an *E6720A Entitlement Certificate* for an Annual Contract (option 0xx) for the first time you will be required to register a new account and should focus on the section titled E6720A-0xx Annual Contracts.

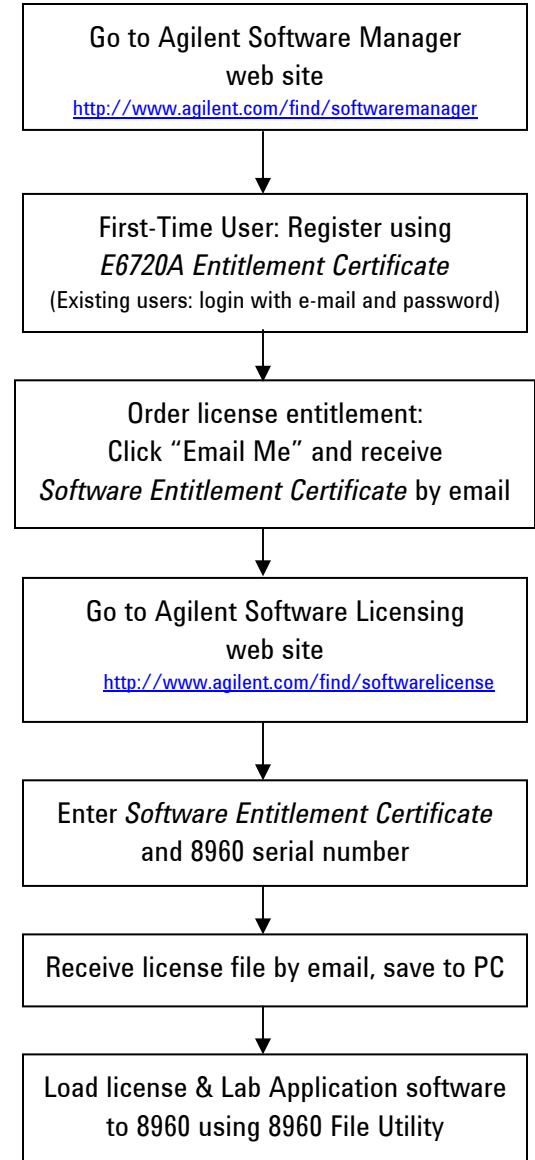
The purpose of an E6720A Annual Contract Extension (option 2xx) is to continue an existing Annual Contract once the original 12 months is near expiry. Annual Contract Extensions must be associated with an existing Annual Contract account. To extend an existing Annual Contract you should focus on the section titled E6720A-2xx Annual Contract Extensions.

### For Your Records

When you register your annual contract in the ASM web site using the directions on the following page, you will login using your e-mail address and select a password. Fill in the field below with your desired password and keep this brochure in a convenient location for future reference.

### ASM password

## Quick Start Flow Guide




# E6720A-0xx Annual Contracts

## 1. Start your Annual Contract

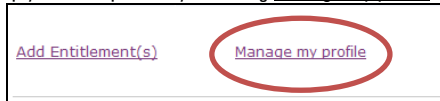
- ◆ **Why?** To initiate the 12 month Annual Contract and set up a user profile.
- ◆ **How?** Go to the Agilent Software Manager (ASM) web site <http://www.agilent.com/comms/softwaremanager>

Go to the Agilent Software Manager (ASM) web site and click on **First-time User**. Enter your e-mail address, desired password from above, and E6720A-0xx Annual Contract order number and certificate number. These numbers are contained in the *E6720A Entitlement Certificate* included in the E6720A entitlement package you received by mail and/or e-mail after placing your E6720A order.



If you have not done so already, record your password on the top of this document. You will require this to login to ASM in the future to order updates that you are informed of via e-mail.

Set up your user profile by selecting **Manage my profile**.



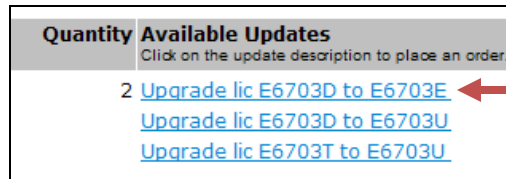
You have now initiated your Annual Contract and will begin receiving notifications when new software and/or licenses are available.

If there is an **Upgrade lic E670x to E670x** entitlement listed on your ASM home page under "Available Updates", you are entitled to a license right now. Proceed to step 2

## 2. Order your license entitlement

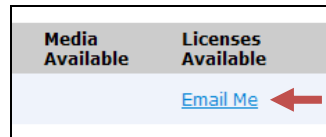
- ◆ **Why?** To acquire a license entitlement.
- ◆ **How?** Log in to the ASM web site (if not already logged in) <http://www.agilent.com/comms/softwaremanager>

Select the **Upgrade lic E670x to E670x** you wish to order under "Available Updates".



You must know the currently installed LA model and the desired LA model to select the correct LA upgrade license for your unit. If you are unsure please seek advice from an Agilent contact before going any further.

Once you have selected the upgrade license that is appropriate for your test set, click "Email Me" to receive your *Software Entitlement Certificate* via email.




Note: the *Software Entitlement Certificate* you receive will have a new order number and certificate number printed on it (versus the *E6720A Entitlement Certificate* used to start your Annual Contract in step 1).

## 3. After receiving your Software Entitlement Certificate, redeem it in ASL

- ◆ **Why?** To acquire a license file to install on the test set.
- ◆ **How?** Go to the Agilent Software Licensing web site <http://www.agilent.com/find/softwarelicense>

Enter the **NEW** upgrade license order number and certificate number from the *Software Entitlement Certificate* received in step 2.



Follow the license redemption steps in ASL, ensuring to enter the serial number of the 8960 test set to be upgraded. You will receive a license file via e-mail. Save this for use in step 5.



22155077\_51938.ii  
c (299 B)

## 4. Download Lab Application software

- ◆ **Why?** To download the Lab Application software corresponding to your new license to your PC
- ◆ **How?** Go to the Annual Contract Subscription Release web site <http://www.agilent.com/find/wlcontract>

Select the desired software revision and download to your PC (it should match the new LA model to which you are upgrading).

## 5. Install the new Lab Application software and license on your test set

- ◆ **Why?** To complete the license/software install process.
- ◆ **How?** Connect the test set to your PC and run the 8960 File Utility.

When you redeemed your license entitlement, you received a license file by e-mail, along with directions for installing your new software. This process requires you to connect your PC to the test set and run the 8960 File Utility. You will copy the license file to a license folder created by File Utility, and the File Utility software will download the new software and license file to the test set.

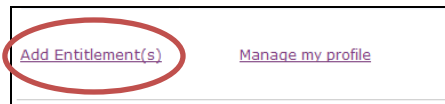
# E6720A-2xx Annual Contract Extensions

## 1. Extend your Annual Contract


- ◆ **Why?** To continue an existing Annual Contract once the original 12 months is near expiry.
- ◆ **How?** Go to the Agilent Software Manager (ASM) Web site  
<http://www.agilent.com/comms/softwaremanager>

As a returning user, you will need to enter your email and password – see section “E6720A-0xx Annual Contracts”.

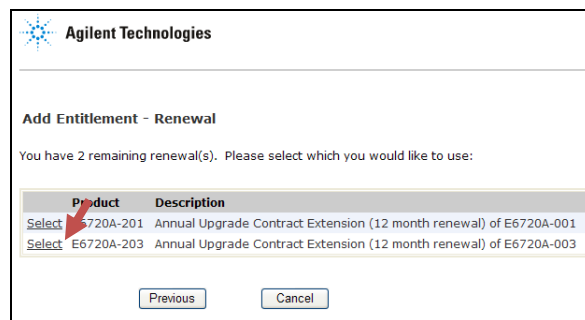
Select **Add Entitlement(s)** from your ASM home page.



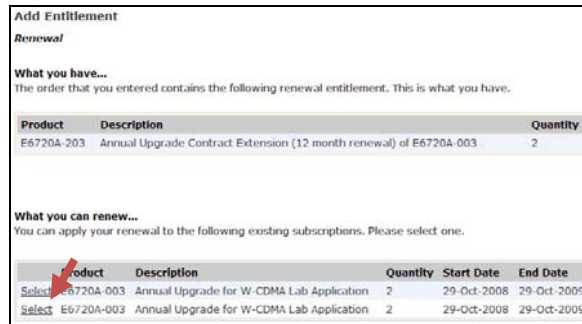
Enter your E6720A-2xx Annual Contract Extension order number and certificate number.



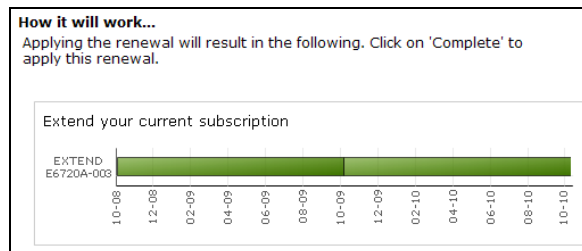
If you have more than one renewal product, select the one you wish to apply first.



Choose the Annual Contract to which you wish to apply the Annual Contract Extension:



The Extension's start date will begin the day after the selected product's end date.



Review your selections and then press the Complete button to add the entitlement.

© Agilent Technologies, Inc. 2008  
 October 31, 2008  
 5973-0264

